



Delivering the Right Product on
Time at the Optimal Cost

NetSuite Production Scheduling



Scheduling is one of the most complex functions within a manufacturing process. For years, the challenge has always been to find a solution that has the complexity to achieve the desired results while not sacrificing usability. NetSuite's Production Scheduling solution achieves this balance with a number of features that make it possible to create a realistic schedule with minimal effort.

Key Benefits

- Real-time scheduling engine — both forward and backwards.
- Flexible scheduling code to enable light to dark sequencing.
- Choice of infinite or finite scheduling with user definable constraints.
- Multiple graphical representations of the schedule.
- Drag-and-Drop scheduled operations for manual override.

Drag and Drop Scheduling

The task scheduler in NetSuite shows the popular Gantt chart view of production with the ability to manually drag operations for last minute changes.

Real-Time Scheduling Engine

The NetSuite scheduling engine is unique in that it runs in real time and can be set to automatically schedule work orders as they are created or reach a defined status. As the work order is saved, each operation will be scheduled according to the defined parameters.

Manufacturing Workbench

NetSuite's comprehensive workbench functionality provides a single place where most of the configuration is performed. From this one screen you can define:

- Setup and run standards
- Lag and hold time
- Batch configuration
- Asset and labour requirements with priorities
- Detailed work instructions
- Inspection plans with acceptable tolerances

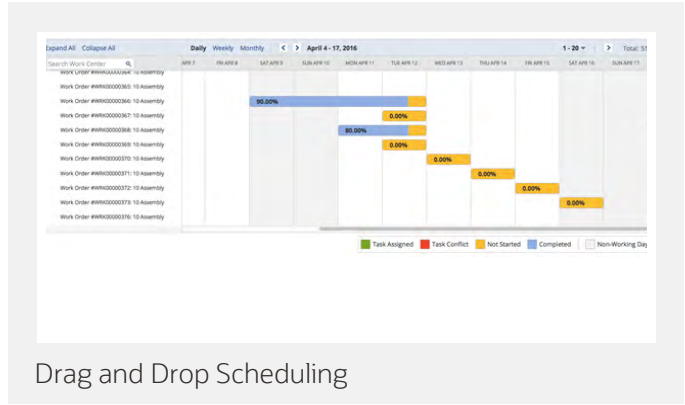
Batch Scheduling

For manufacturers who make their products in batches to match the capacities of their machines (specifically food and beverage manufacturers but broadly applicable), this can easily be attained by defining the appropriate batch parameters.

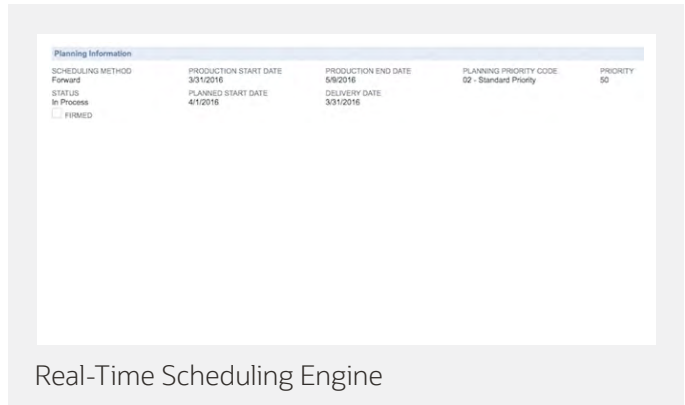
Once this is done, the system will create and schedule each batch separately to ensure compliance with the capacities of the equipment that's running them.

Shop Calendar Definition

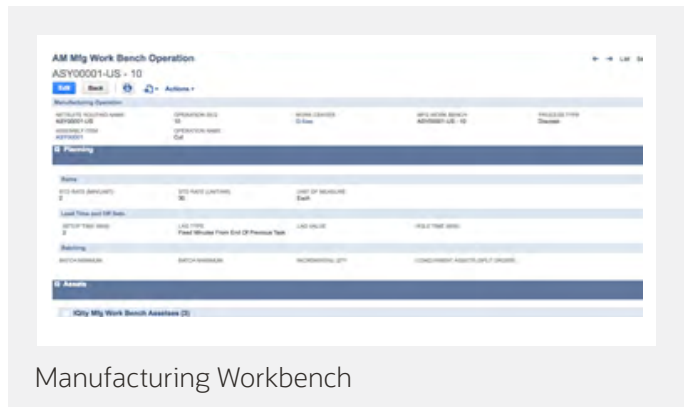
When finite scheduling is being conducted, the shop calendar defines when a work centre is normally available and can be configured with exceptions for lunch, etc. Individual assets (pieces of equipment) can then be set up with variances to this as required.



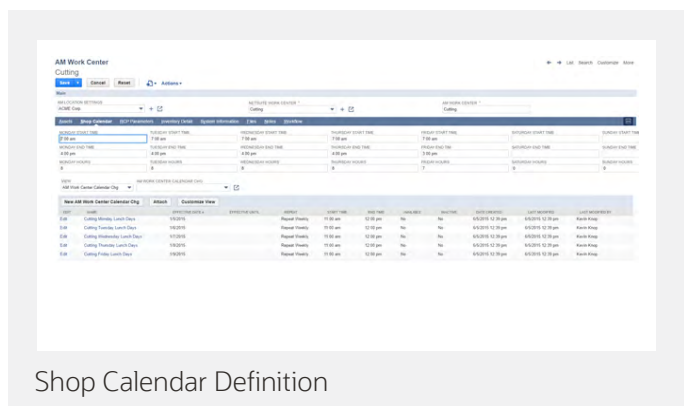
Drag and Drop Scheduling



Real-Time Scheduling Engine



Manufacturing Workbench



Shop Calendar Definition

Work Centre Dispatch List

The dispatch list in NetSuite is updated to be colour coded based on status and date to provide instant feedback to the Production Manager should there be any issues.

Calendar View

One of the most popular and powerful views of the schedule is the calendar view.

This easy-to-read and understand screen shows a traditional calendar with the work orders that are scheduled to be performed in each work centre along with additional critical information for use by the scheduler such as:

- Work order status
- Planned and available hours
- Utilisation percentage with alerts
- Planned and completed quantity

Real-Time Updates from Production

One of the most important aspects of scheduling is getting the right information back from production to allow for educated decisions about the schedule. This simple list view shows all of the current work orders and automatically highlights potential problem areas.

Work Centre Dispatch List

Calendar View

PLANNING PRIORITY	ORDER START	OP START	DATE DUE	PLANNED QTY	RECORDED QTY	OPEN QTY	% COMPLETE
03 - Build For Stock	3/31/2016	3/28/2016	3/30/2016	1,800.0	770.0	1,030.0	42.0
02 - Standard Priority	3/31/2016	3/29/2016	4/1/2016	900.0	460.0	440.0	51.0
02 - Standard Priority	3/31/2016	3/31/2016	3/29/2016	900.0	1,455.0	-555.0	161.0
02 - Standard Priority	3/31/2016	4/1/2016	3/31/2016	900.0	423.0	477.0	47.0
01 - Priority Override	4/4/2016	4/4/2016	4/5/2016	900.0	0.0	900.0	0.0
02 - Standard Priority	4/5/2016	4/5/2016	3/10/2016	200.0	0.0	200.0	0.0
03 - Build For Stock	4/6/2016	4/6/2016	4/7/2016	500.0	0.0	500.0	0.0
02 - Standard Priority	4/8/2016	4/8/2016	4/11/2016	600.0	0.0	600.0	0.0
02 - Standard Priority	4/8/2016	4/8/2016	3/14/2016	450.0	0.0	450.0	0.0

Real-Time Updates from Production

To find out more, contact NetSuite on Infoapac_WW@oracle.com

Australia
Phone: 1800 638 784
www.netsuite.com.au

Singapore
Phone: +65 6263 1300
www.netsuite.com.sg

Hong Kong
Phone: +852 3655 1949
www.netsuite.com.hk

China
Phone: 400 610 6668
www.netsuite.cn

Japan
Phone: +81 3 6834 4888
www.netsuite.co.jp

Philippines
Phone: +632 8295 9022

India
Phone: +9180 4029 8789
Phone: +9180 4029 8809
www.netsuite.com/in

